


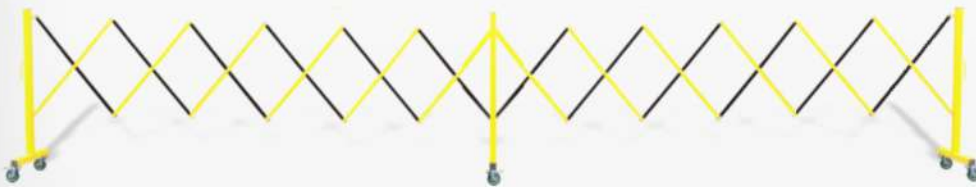
FlexPro is a tough, steel expanding barricade designed to protect workers and customers in hazardous areas or where maintenance work is being conducted. These models can be linked to make long run barriers and collapse into a compact unit for easy storage and transport.



FlexPro 110

With a collapsed width of just 13" and weighing only 19lb the FP110 model is highly portable and can be joined to other units to make a barrier of any length. A sturdy steel frame with aluminum cross members, locking casters as standard and two OSHA color options, make the FP110 the best specified expandable barricade available.

Model	Construction	Height / Length	Weight	Color Options
FPA110	Steel/Aluminum	37" / 11.5'	19lb	
FPS110	Steel	37" / 11.5'	26lb	



FlexPro 160

This model has the same features as the FP110 but expands to a full 16' and is designed for creating long run barriers.

- Red / White
- Yellow / Black

Model	Construction	Height / Length	Weight	Color Options
FPA160	Steel/Aluminum	37" / 16'	29lb	


Features



Easy Storage



Interlocking Design



Locking Wheels



Wall Mounting Brackets Available